

Target Date Retired Fund Fact Sheet



Information current as of September 30, 2022

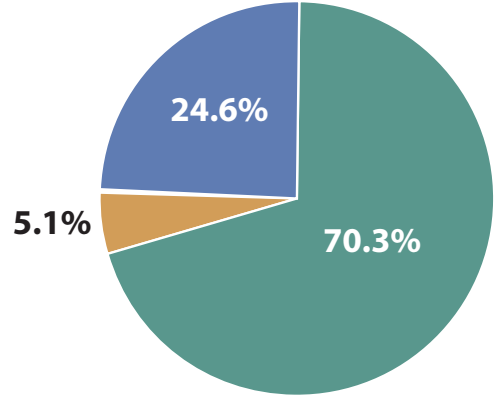
Objective

The URS Target Date Retired Fund is designed for a retired investor who has been out of the workforce for approximately seven years or longer. The Fund seeks to provide income, conservation of principal, and moderate growth.

Strategy

The Fund invests in a diversified mix of asset classes consisting of bonds, stocks, and real estate. The Fund provides a relatively conservative investment with a more stable rate of return by investing approximately 69% in bonds, 27% in stocks, and 4% in real estate. The Fund is rebalanced at least quarterly when target ranges are exceeded.

Current Asset Allocation as of 9/30/2022



Stocks	%
Large Cap	18.5
International	4.9
Small Cap	1.2
Real Assets	%
Private Real Estate	5.1

Bonds	%
Income (Stable Value)	11.3
Domestic Bonds	30.7
International Bonds	16.8
Global Inflation-Linked Bonds	11.5

Returns – Period ended September 30, 2022

	Quarter	1-Year	Annualized		
			3-Year	5-Year	10-Year
Target Date Retired Fund*	-3.33%	-10.45%	1.26%	2.54%	n/a
Target Date Retired Index**	-3.43%	-10.94%	0.25%	1.94%	n/a

*Fund inception: Jan. 1, 2015. Additional returns will be added as they become available.
 **Benchmark. See Page 2 for additional information regarding the benchmark.

When comparing returns of the Target Date Retired Fund to its benchmark, it is important to note the returns shown for the benchmark index have not had fees deducted. The rates shown for the Target Date Retired Fund are net of fees (fees have been deducted from the rates of return).

The past performance of the fund does not guarantee future results.

Investment & Administrative Fees

	Annual Investment Fee	Total Administrative Fee	Total Annual Fee	Dollars per \$1000
Target Date Retired Fund	0.13%	0.16%	0.29%	\$2.90

Investment fees are charged by the fund managers to cover the costs of investing money.

Administrative fees cover the costs of maintaining a retirement plan, such as customer service, statements, and recordkeeping.

Both fees are charged as a fraction of a percent of the assets under management and are calculated in each fund's daily unit value. Therefore, balances in participant accounts and all rates of return are shown after these fees have been deducted.

The chart above shows the annual investment fee added to the administrative fee to give the total fee charged for the Target Date Retired Fund. The chart also indicates the annual dollar amount charged per \$1,000 invested.

Target Date Retired Fund

Information current as of September 30, 2022



Asset Class	Target Allocation & Range	Investment Manager	Benchmark Index
Large Cap Index Fund	20% (±4%)	Utah Retirement Systems	Russell 1000*
International Fund	6% (±1%)	Northern Trust Global Investments	MSCI ACWI ex. U.S. IMI
Small Cap Fund	1% (±0.5%)	Dimensional Fund Advisors	Russell 2000*
Private Real Estate	4% (±1%)	Prudential Real Estate Investors	NFI-ODCE (Value Weighted)
Income Fund	11% (±1%)	T. Rowe Price	90 Day T-Bills
Bond Fund	31% (±2.5%)	Dodge and Cox	Bloomberg U.S. Aggregate Bond**
International Bonds	16% (±1%)	Insight North America LLC	Bloomberg Global Aggregate ex. U.S. Bond (Hedged)**
Global Inflation-Linked Bonds	11% (±1%)	Blackrock Financial Management Inc.	Bloomberg Global Inflation-Linked Bond Index 1-10 Year (U.S. Dollar Hedged)**

*Russell Investment Group is the source and owner of the trademarks, service marks, and copyrights related to the Russell Indexes. Russell is a trademark of Russell Investment Group.

**Source: Bloomberg Index Services Limited. BLOOMBERG® is a trademark and service mark of Bloomberg Finance L.P. and its affiliates (collectively "Bloomberg"). Bloomberg or Bloomberg's licensors own all proprietary rights in the Bloomberg Indices. Bloomberg does not approve or endorse this material or guarantee the accuracy or completeness of any information herein, nor does Bloomberg make any warranty, express or implied, as to the results to be obtained therefrom, and, to the maximum extent allowed by law, Bloomberg shall not have any liability or responsibility for injury or damages arising in connection therewith.

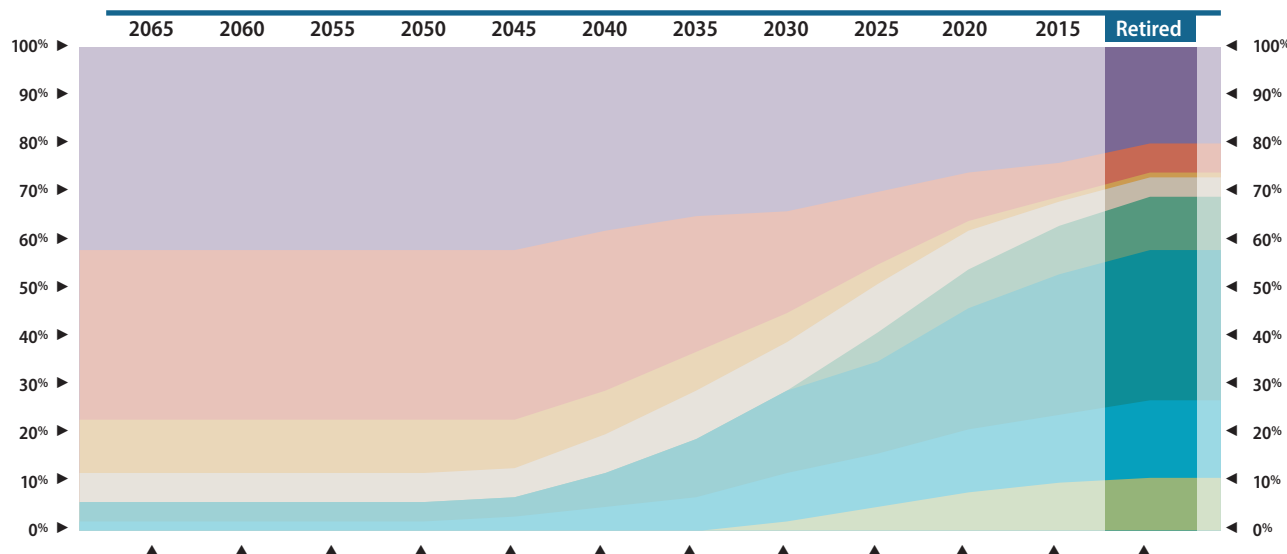
Target Allocation & Fund Rebalance

The Target Date Retired Fund will be reviewed at least quarterly to determine if a rebalance is required. Any asset class (e.g., Large Cap Index Fund, International Bonds, Private Real Estate, etc.) outside of its target range at the time of the review will be rebalanced to its target. The chart above shows the target allocation and range of each asset class. However, if redemptions from an asset class are limited due to prevailing market conditions, and per the contract with the relevant Investment Manager, that asset class will be brought as close to target as possible during the current quarter.

Benchmark

The performance of the Target Date Retired Fund is evaluated relative to a market index known as a benchmark. The custom benchmark for the Target Date Retired Fund is called the Target Date Retired Index. Because the Target Date Retired Fund is a portfolio of different asset classes, the Target Date Retired Index is a portfolio of benchmarks related to each asset class. The composition of the Target Date Retired Index is shown in the chart above. The benchmark index is not available for investment and does not reflect investment costs.

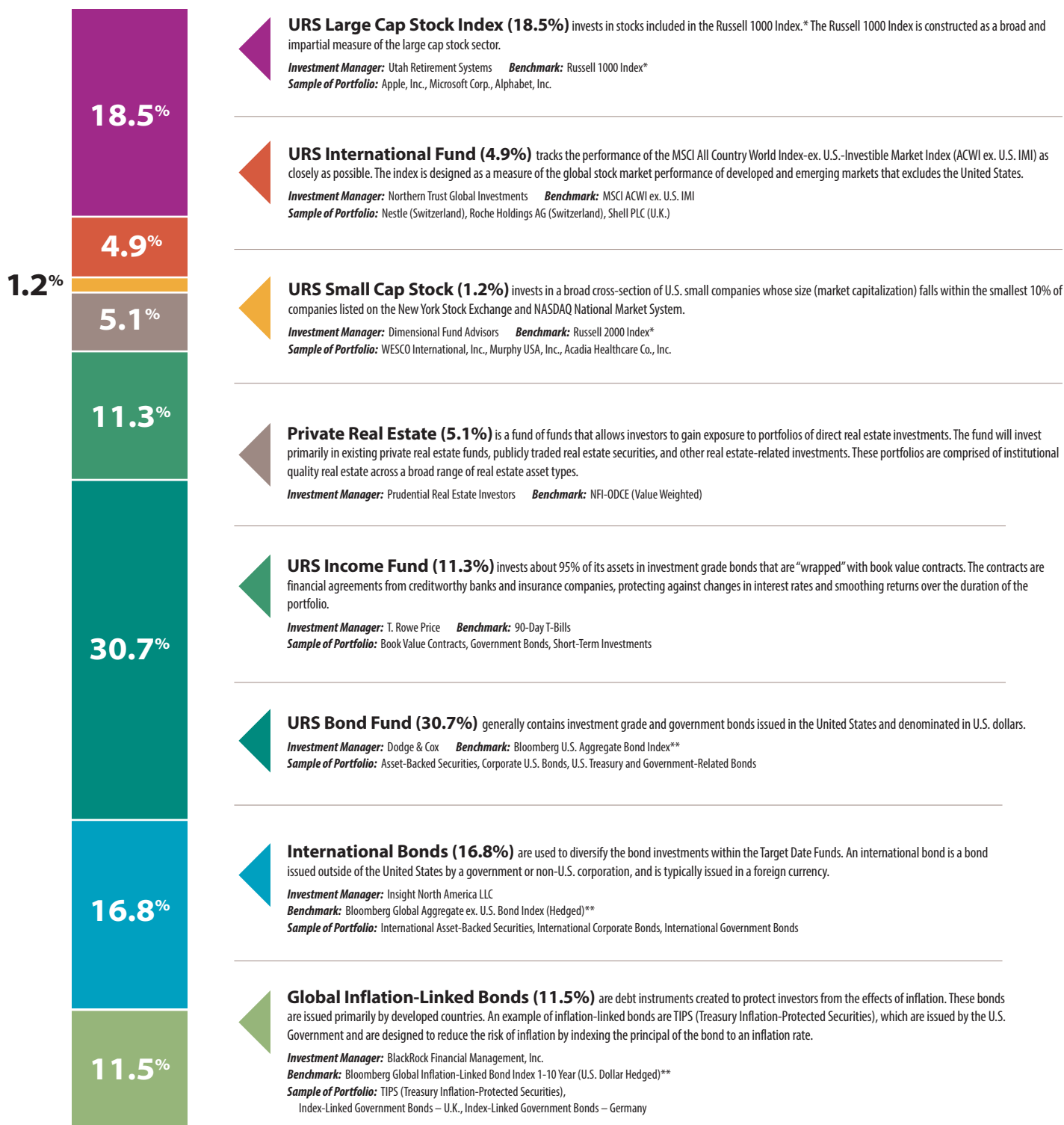
Allocation of Stocks, Bonds and Real Assets Over Time



Asset Class Description

The Target Date Retired Fund is comprised of a diversified portfolio of asset classes. Some of the asset classes are made up of the URS individual investment options (URS Bond Fund, URS Large Cap Stock Index Fund, URS International Fund, URS Small Cap Stock Fund) while others are exclusive to Target Date Funds (International Bonds, Private Real Estate). The Target Date Retired asset classes are described below:

Current allocation as of September 30, 2022



* Russell Investment Group is the source and owner of the trademarks, service marks, and copyrights related to the Russell Indexes. Russell is a trademark of Russell Investment Group.

** Source: Bloomberg Index Services Limited. BLOOMBERG® is a trademark and service mark of Bloomberg Finance L.P. and its affiliates (collectively "Bloomberg"). Bloomberg or Bloomberg's licensors own all proprietary rights in the Bloomberg Indices. Bloomberg does not approve or endorse this material or guarantee the accuracy or completeness of any information herein, nor does Bloomberg make any warranty, express or implied, as to the results to be obtained therefrom, and, to the maximum extent allowed by law, Bloomberg shall not have any liability or responsibility for injury or damages arising in connection therewith.

Principal Risks of Investing

You could lose money by investing in this fund, and this fund could underperform other investments. This fund's performance could be affected by:

Interest Rate Risk: Bond prices may decline due to rising interest rates. Bonds with longer maturities tend to have higher yields and are generally subject to potentially greater volatility than those with shorter maturities and lower yields.

Credit Risk: A bond's price may decline due to deterioration in the issuer's financial condition, or the issuer may fail to repay interest and/or principal in a timely manner.

Call Risk: During periods of falling interest rates, issuers of callable bonds may repay securities that have higher interest rates before maturity. This could cause a fund to lose potential price appreciation if it reinvests the proceeds during periods of lower interest rates.

Counterparty Risk: The risk an organization will not fulfill its portion of a contract. The book value contracts within the Income Fund are subject to counterparty risk.

Mortgage and Asset-backed Securities Risk: Early repayment of principal (e.g., prepayment of principal due to sale of the underlying property, refinancing, or foreclosure) of mortgage-related securities (or other callable securities) exposes this fund to a potential loss on any premium to face value paid and to a lower rate of return upon reinvestment of principal. In addition, changes in the rate of prepayment also affect the price and price volatility of a mortgage-related security.

Stock Market Risk: The value of the fund could decrease over short or long periods of time due to downturns in stock market conditions.

Liquidity Risk: The risk a particular security will be difficult to purchase or sell at the desired time and price.

Equity Risk: Equity securities (stocks) are subject to broad changes in value and are generally more volatile than other asset classes.

Passive Investment Risk: Investments tied to an index are not actively managed, and will not take defensive positions during declining markets.

Management Risk: The investment strategy used by an active manager may fail to produce the intended results. There is no guarantee of the managers' performance or that the investment will meet its objective.

Tracking Error Risk: The performance and underlying securities may deviate from the index the fund is tracking.

Country/Regional Risk: The risk a certain geographical region or country will face events that may negatively impact the value of securities purchased in that region. Examples of such events are: political turmoil, financial downturns, natural disasters, privatization of industry, etc.

Currency Risk: Foreign securities priced in U.S. dollars may decrease in value due to unfavorable changes in currency exchange rates.

Real Estate Risk: The risk that the fund will decline due to adverse developments affecting the real estate industry and real property values.

Foreign Government Debt Risk: The risk that a foreign government issuing bonds will not be able or willing to repay the principal and/or interest when it comes due. Factors may include political, regulatory, currency, market, or economic developments.

Inflation-Linked Bond Risk: The risk that market values or interest payments may fall due to declining interest rates. Also, inflation indices may not reflect the actual rate of inflation.

Transfers

Participants are allowed to submit one transfer request (whether electronically, by fax, mail or hand delivered) for their current account balances every 7 days. This applies separately to each plan in which they participate — the 401(k), 457, Roth IRA and traditional IRA each constituting separate plans. In addition, individuals who transfer any or all of their current account between core investment options more often than once every 30 days

will be charged a 2% administrative fee on amounts transferred. Each transfer, after being processed, will start a new 30-day period. The fees generated by this policy will be used to reduce the administrative expenses for all plan participants.

Transfer requests received at URS before the close of the New York Stock Exchange (NYSE), generally 2:00 pm Mountain Time, will

be transferred using that evening's closing market values. Requests received after the close of the NYSE will be transferred using the next business day's closing market values. On days of unusually heavy transfer activity, computer system failure, or other unforeseen circumstances, URS reserves the right to process transfers using the next available business day's closing market values.

This publication is intended to provide general information and does not constitute legal, tax, financial or investment advice and should not be construed as such or relied upon for those purposes. Nothing herein should be construed to establish, amend, enlarge, reduce, or otherwise affect any benefits, rights, responsibilities, or privileges. If there is a conflict between any applicable law, rule, regulation, plan provision, or contract and the contents of this publication, the law, rule, regulation, plan provision, or contract shall prevail. URS investment funds are not FDIC insured, not deposits or obligations of, or guaranteed by, any financial institution; and are not guaranteed by URS or any government agency. Past performance of the funds does not guarantee future results. URS regularly evaluates the funds and may change investment managers and Target Date Fund allocations as needed. The funds may utilize transactions involving securities lending in order to generate additional income. Although risk of loss from securities lending is low, securities lending is not without risk.

URS Savings Plans Department, PO Box 1590, Salt Lake City, UT 84110-1590

Visit us at 560 East 200 South, Salt Lake City, UT 84102-2021 » 801-366-7720 or 800-688-401k

Southern Utah Branch Office, 20 North Main Street, Suite 206, St. George, UT, 84770 » 435-673-6300 or 800-950-4877